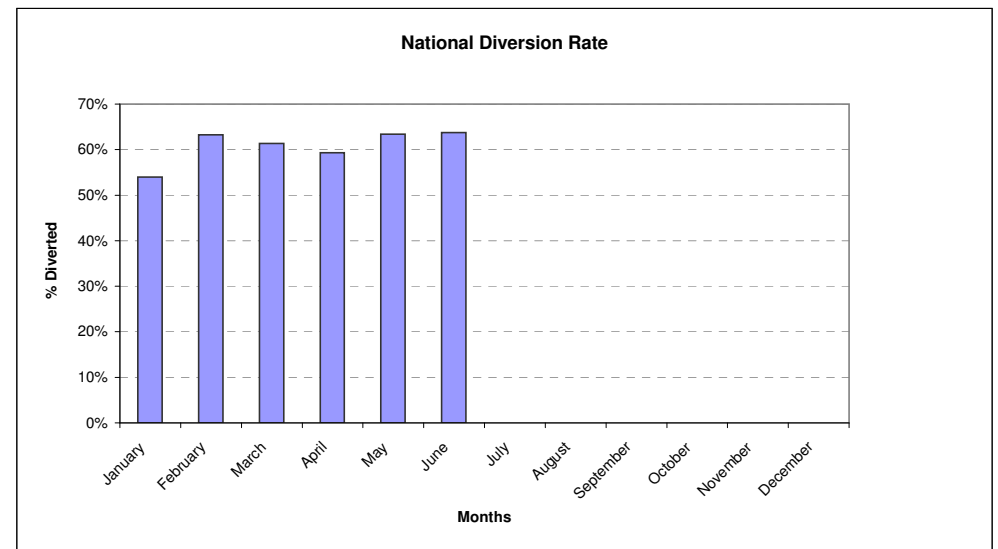
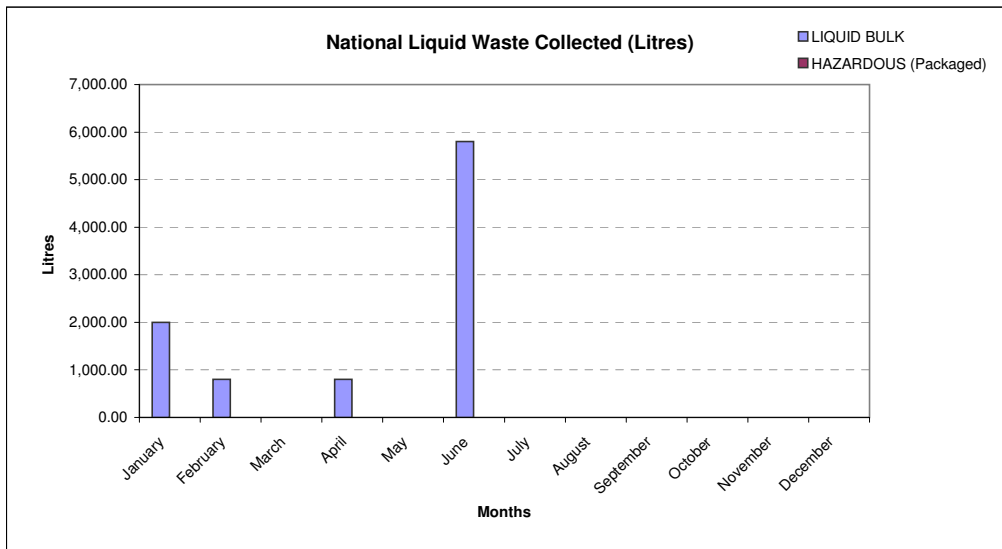
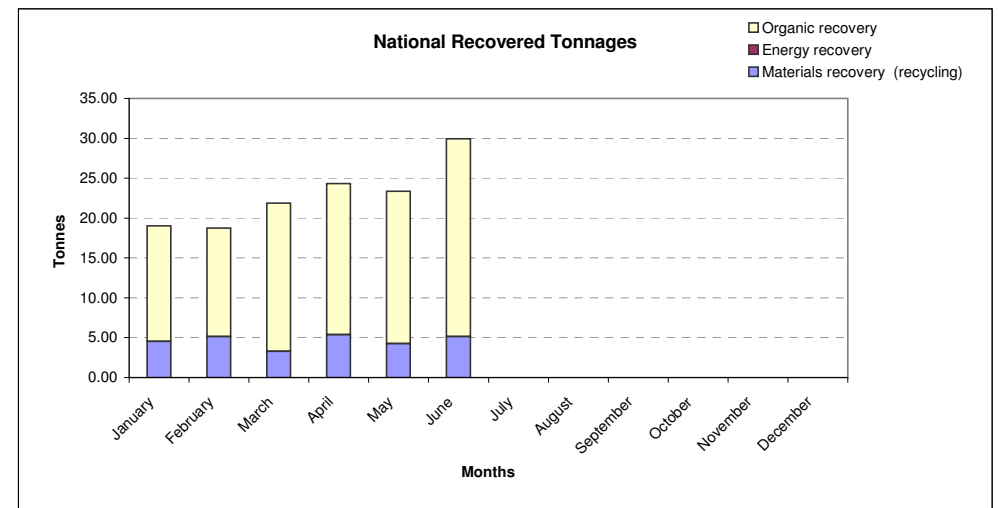
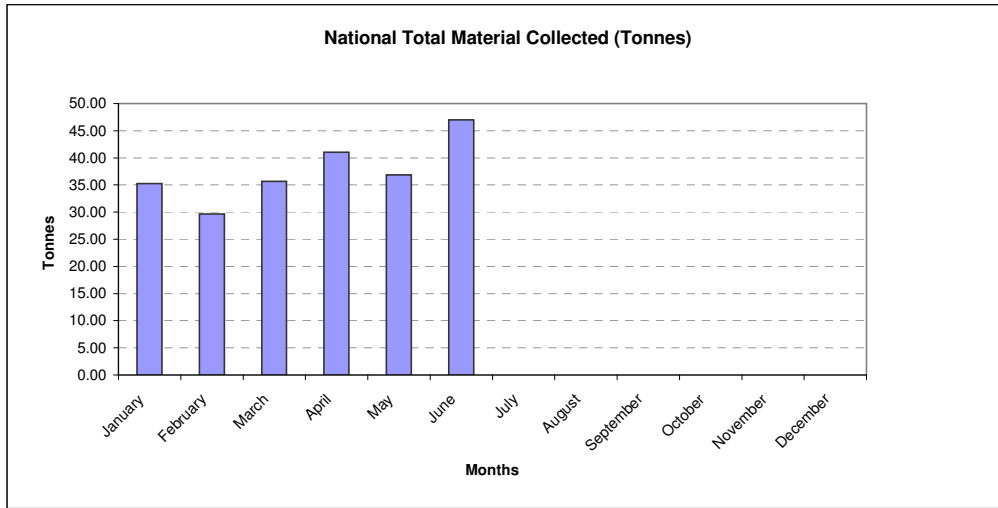
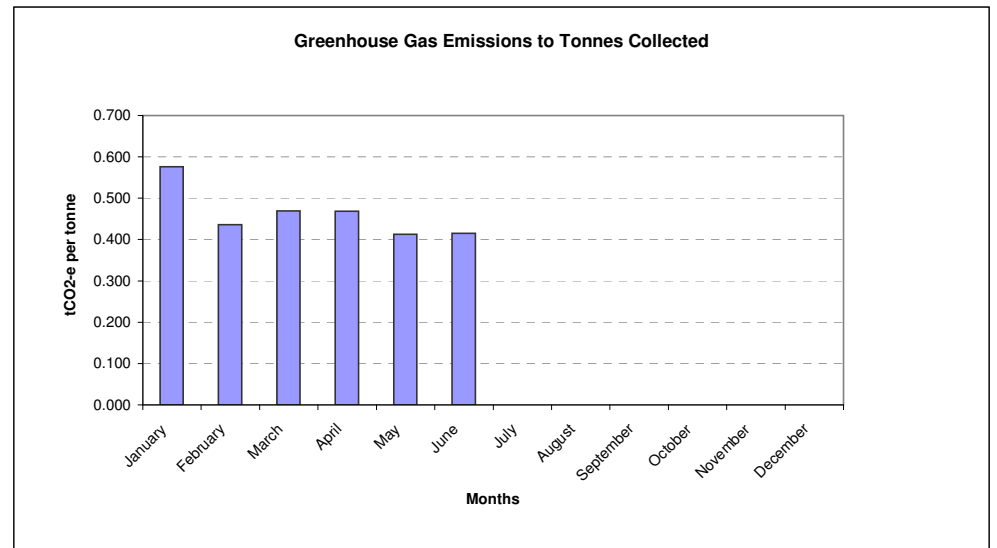
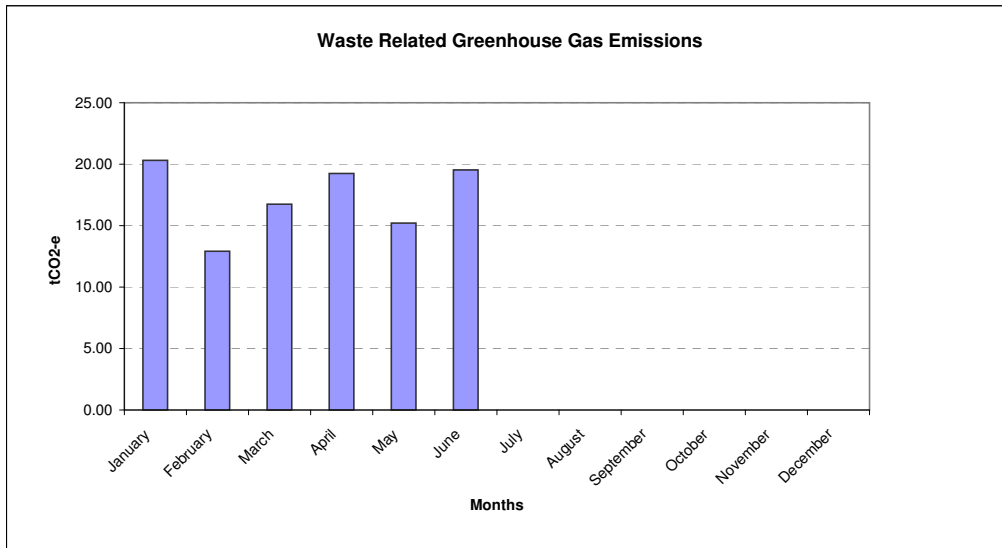
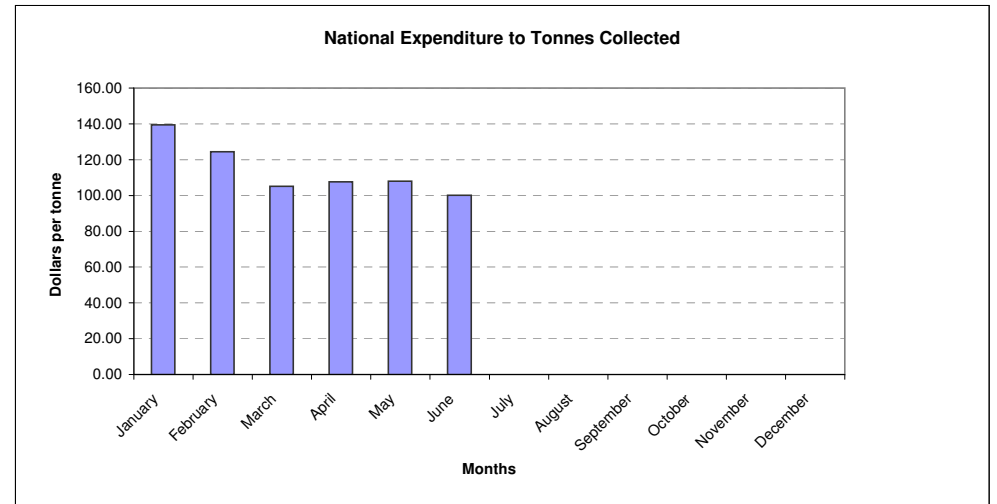
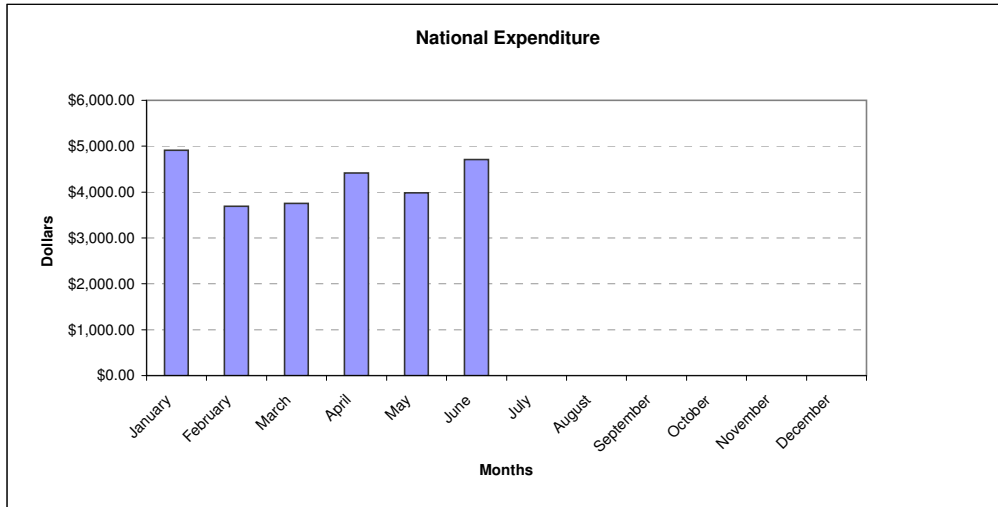


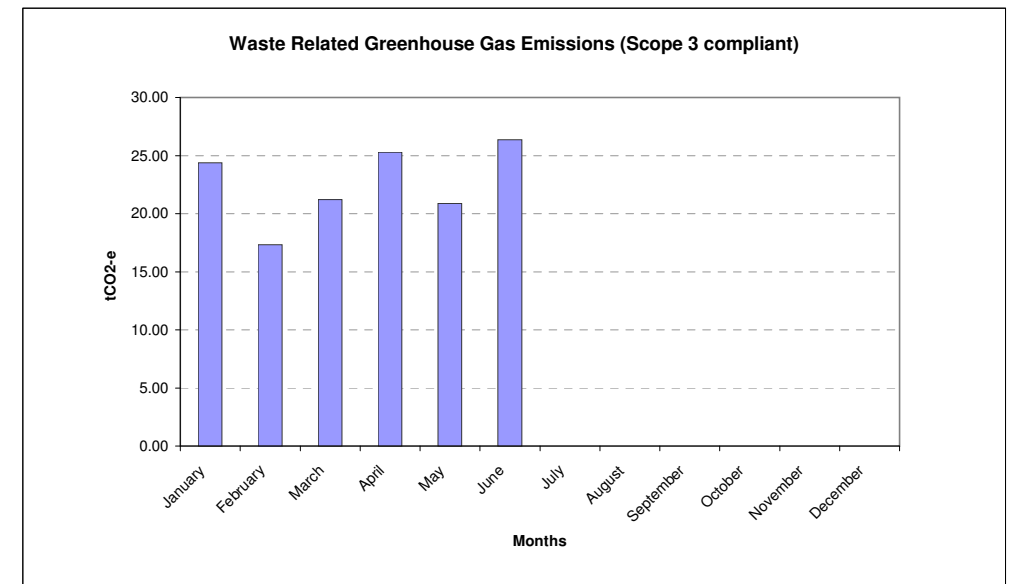
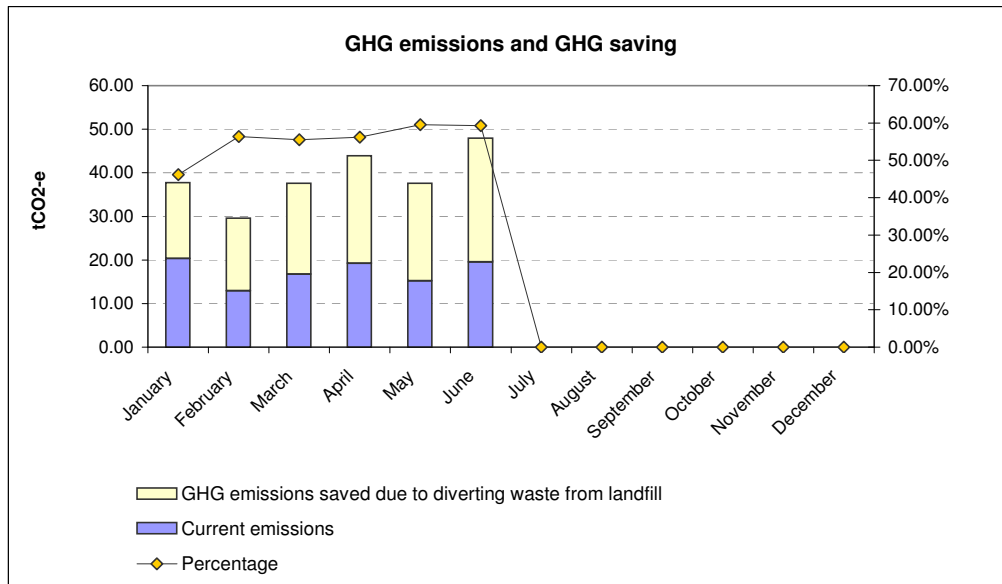
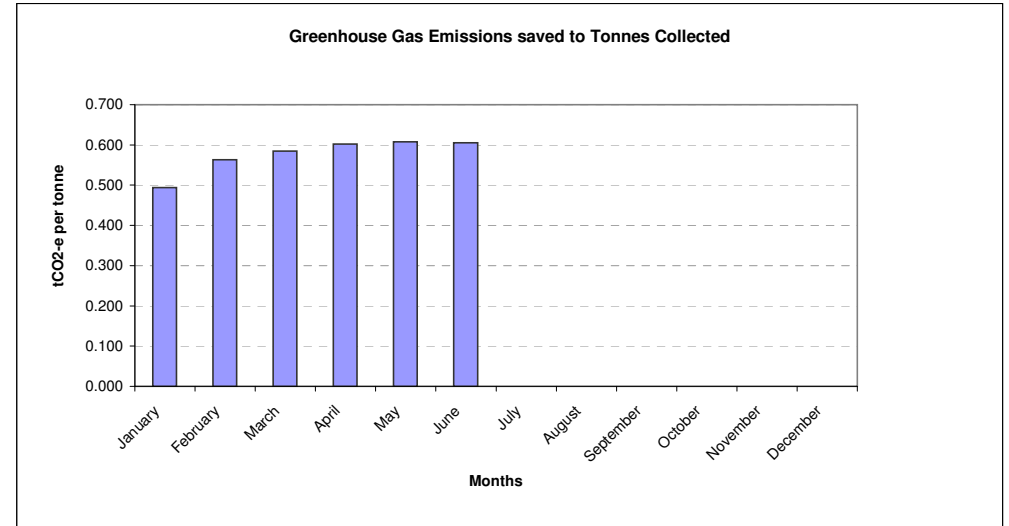
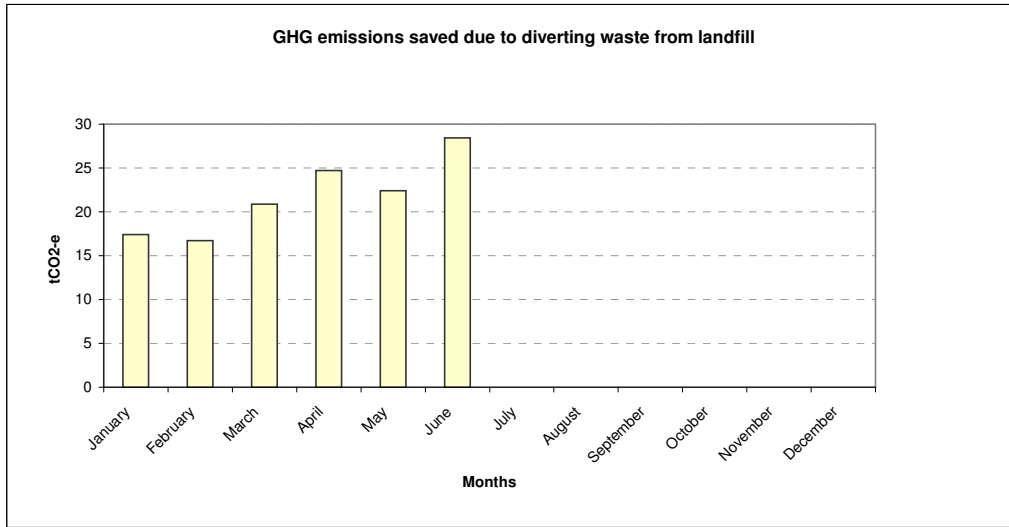
Waste and Recyclables Management Trend Analysis 2010



Waste and Recyclables Management Trend Analysis 2010



Waste and Recyclables Management Trend Analysis 2010



ZOO - SA Report Statistics

SA Rolling Monthly Report 2010



All Sites

Expenditure

	January	February	March	April	May	June	July	August	September	October	November	December	YTD
GENERAL - Landfill	\$2,459.57	\$1,743.95	\$2,119.13	\$2,416.56	\$2,138.18	\$1,750.98	\$0.00	\$0.00	\$0.00	\$0.00	\$0.00	\$0.00	\$12,628.37
GENERAL - Inert	\$0.00	\$0.00	\$0.00	\$0.00	\$0.00	\$0.00	\$0.00	\$0.00	\$0.00	\$0.00	\$0.00	\$0.00	\$0.00
GENERAL - VES Bioreactors (Woodlawn, Ti-Tree)	\$0.00	\$0.00	\$0.00	\$0.00	\$0.00	\$0.00	\$0.00	\$0.00	\$0.00	\$0.00	\$0.00	\$0.00	\$0.00
CARDBOARD	\$309.18	\$231.84	\$289.80	\$231.84	\$231.84	\$289.80	\$0.00	\$0.00	\$0.00	\$0.00	\$0.00	\$0.00	\$1,584.30
SECURITY PAPER	\$0.00	\$0.00	\$0.00	\$0.00	\$0.00	\$0.00	\$0.00	\$0.00	\$0.00	\$0.00	\$0.00	\$0.00	\$0.00
HAZARDOUS (Packaged)	\$0.00	\$0.00	\$0.00	\$0.00	\$0.00	\$0.00	\$0.00	\$0.00	\$0.00	\$0.00	\$0.00	\$0.00	\$0.00
PLASTIC	\$36.80	\$0.00	\$0.00	\$0.00	\$0.00	\$0.00	\$0.00	\$0.00	\$0.00	\$0.00	\$0.00	\$0.00	\$36.80
TIMBER - Recycling	\$0.00	\$0.00	\$0.00	\$165.50	\$0.00	\$0.00	\$0.00	\$0.00	\$0.00	\$0.00	\$0.00	\$0.00	\$165.50
TIMBER - VES Bioreactors (Woodlawn, Ti-Tree)	\$0.00	\$0.00	\$0.00	\$0.00	\$0.00	\$0.00	\$0.00	\$0.00	\$0.00	\$0.00	\$0.00	\$0.00	\$0.00
TIMBER - Landfill	\$0.00	\$0.00	\$0.00	\$0.00	\$0.00	\$0.00	\$0.00	\$0.00	\$0.00	\$0.00	\$0.00	\$0.00	\$0.00
SHRINK WRAP	\$0.00	\$0.00	\$0.00	\$0.00	\$0.00	\$0.00	\$0.00	\$0.00	\$0.00	\$0.00	\$0.00	\$0.00	\$0.00
SEPARATED ORGANICS - Earthpower	\$0.00	\$0.00	\$0.00	\$0.00	\$0.00	\$0.00	\$0.00	\$0.00	\$0.00	\$0.00	\$0.00	\$0.00	\$0.00
SEPARATED ORGANICS - Composting	\$734.13	\$734.13	\$620.35	\$556.80	\$594.93	\$759.55	\$0.00	\$0.00	\$0.00	\$0.00	\$0.00	\$0.00	\$3,999.89
PAPER	\$0.00	\$0.00	\$0.00	\$0.00	\$0.00	\$0.00	\$0.00	\$0.00	\$0.00	\$0.00	\$0.00	\$0.00	\$0.00
COMMINGLE	\$501.94	\$449.31	\$503.21	\$731.80	\$673.55	\$676.84	\$0.00	\$0.00	\$0.00	\$0.00	\$0.00	\$0.00	\$3,536.65
LIQUID BULK	\$406.80	\$146.45	\$0.00	\$146.45	\$142.38	\$1,061.75	\$0.00	\$0.00	\$0.00	\$0.00	\$0.00	\$0.00	\$1,903.83
GLASS	\$0.00	\$0.00	\$0.00	\$0.00	\$0.00	\$0.00	\$0.00	\$0.00	\$0.00	\$0.00	\$0.00	\$0.00	\$0.00
STEEL	\$0.00	\$0.00	\$0.00	\$0.00	\$0.00	\$0.00	\$0.00	\$0.00	\$0.00	\$0.00	\$0.00	\$0.00	\$0.00
ALUMINIUM	\$0.00	\$0.00	\$0.00	\$0.00	\$0.00	\$0.00	\$0.00	\$0.00	\$0.00	\$0.00	\$0.00	\$0.00	\$0.00
HDPE	\$0.00	\$0.00	\$0.00	\$0.00	\$0.00	\$0.00	\$0.00	\$0.00	\$0.00	\$0.00	\$0.00	\$0.00	\$0.00
PET	\$0.00	\$0.00	\$0.00	\$0.00	\$0.00	\$0.00	\$0.00	\$0.00	\$0.00	\$0.00	\$0.00	\$0.00	\$0.00
LIQUID PAPERBOARD	\$0.00	\$0.00	\$0.00	\$0.00	\$0.00	\$0.00	\$0.00	\$0.00	\$0.00	\$0.00	\$0.00	\$0.00	\$0.00
SITE CHARGES	\$88.06	\$87.50	\$87.50	\$87.50	\$120.00	\$112.50	\$0.00	\$0.00	\$0.00	\$0.00	\$0.00	\$0.00	\$583.06
HAZARDOUS BULK (Solid)	\$0.00	\$0.00	\$0.00	\$0.00	\$0.00	\$0.00	\$0.00	\$0.00	\$0.00	\$0.00	\$0.00	\$0.00	\$0.00
CONCRETE - Recycling	\$296.34	\$216.50	\$0.00	\$0.00	\$0.00	\$0.00	\$0.00	\$0.00	\$0.00	\$0.00	\$0.00	\$0.00	\$512.84
POLYSTYRENE (EPS)	\$0.00	\$0.00	\$0.00	\$0.00	\$0.00	\$0.00	\$0.00	\$0.00	\$0.00	\$0.00	\$0.00	\$0.00	\$0.00
MEDICAL - Incinerated or autoclaved	\$81.87	\$81.87	\$131.19	\$81.87	\$81.87	\$55.94	\$0.00	\$0.00	\$0.00	\$0.00	\$0.00	\$0.00	\$514.61
SANITARY	\$0.00	\$0.00	\$0.00	\$0.00	\$0.00	\$0.00	\$0.00	\$0.00	\$0.00	\$0.00	\$0.00	\$0.00	\$0.00
E-WASTE	\$0.00	\$0.00	\$0.00	\$0.00	\$0.00	\$0.00	\$0.00	\$0.00	\$0.00	\$0.00	\$0.00	\$0.00	\$0.00
FLUORESCENT TUBES	\$0.00	\$0.00	\$0.00	\$0.00	\$0.00	\$0.00	\$0.00	\$0.00	\$0.00	\$0.00	\$0.00	\$0.00	\$0.00
OTHER (not included in the GHG model)	\$0.00	\$0.00	\$0.00	\$0.00	\$0.00	\$0.00	\$0.00	\$0.00	\$0.00	\$0.00	\$0.00	\$0.00	\$0.00
TOTAL	\$4,914.69	\$3,691.55	\$3,751.18	\$4,418.32	\$3,982.75	\$4,707.36	\$0.00	\$0.00	\$0.00	\$0.00	\$0.00	\$0.00	\$25,465.85

ZOO - SA Report Statistics

SA Rolling Monthly Report 2010



Tonnage

	January	February	March	April	May	June	July	August	September	October	November	December	YTD
GENERAL - Landfill	16.20	10.89	13.76	16.69	13.48	17.03	0.00	0.00	0.00	0.00	0.00	0.00	88.05
GENERAL - Inert	0.00	0.00	0.00	0.00	0.00	0.00	0.00	0.00	0.00	0.00	0.00	0.00	0.00
GENERAL - VES Bioreactors (Woodlawn, Ti-Tree)	0.00	0.00	0.00	0.00	0.00	0.00	0.00	0.00	0.00	0.00	0.00	0.00	0.00
CARDBOARD	0.96	0.70	0.87	0.70	0.70	0.87	0.00	0.00	0.00	0.00	0.00	0.00	4.79
SECURITY PAPER	0.00	0.00	0.00	0.00	0.00	0.00	0.00	0.00	0.00	0.00	0.00	0.00	0.00
HAZARDOUS (Packaged)	0.00	0.00	0.00	0.00	0.00	0.00	0.00	0.00	0.00	0.00	0.00	0.00	0.00
PLASTIC	0.08	0.00	0.00	0.00	0.00	0.00	0.00	0.00	0.00	0.00	0.00	0.00	0.08
TIMBER - Recycling	0.00	0.00	0.00	1.00	0.00	0.00	0.00	0.00	0.00	0.00	0.00	0.00	1.00
TIMBER - VES Bioreactors (Woodlawn, Ti-Tree)	0.00	0.00	0.00	0.00	0.00	0.00	0.00	0.00	0.00	0.00	0.00	0.00	0.00
TIMBER - Landfill	0.00	0.00	0.00	0.00	0.00	0.00	0.00	0.00	0.00	0.00	0.00	0.00	0.00
SHRINK WRAP	0.00	0.00	0.00	0.00	0.00	0.00	0.00	0.00	0.00	0.00	0.00	0.00	0.00
SEPARATED ORGANICS - Earthpower	0.00	0.00	0.00	0.00	0.00	0.00	0.00	0.00	0.00	0.00	0.00	0.00	0.00
SEPARATED ORGANICS - Composting	14.52	13.62	18.61	18.96	19.08	24.83	0.00	0.00	0.00	0.00	0.00	0.00	109.62
PAPER	0.00	0.00	0.00	0.00	0.00	0.00	0.00	0.00	0.00	0.00	0.00	0.00	0.00
COMMINGLE	1.96	2.44	2.41	3.69	3.58	4.26	0.00	0.00	0.00	0.00	0.00	0.00	18.33
LIQUID BULK	0.00	0.00	0.00	0.00	0.00	0.00	0.00	0.00	0.00	0.00	0.00	0.00	0.00
GLASS	0.00	0.00	0.00	0.00	0.00	0.00	0.00	0.00	0.00	0.00	0.00	0.00	0.00
STEEL	0.00	0.00	0.00	0.00	0.00	0.00	0.00	0.00	0.00	0.00	0.00	0.00	0.00
ALUMINIUM	0.00	0.00	0.00	0.00	0.00	0.00	0.00	0.00	0.00	0.00	0.00	0.00	0.00
HDPE	0.00	0.00	0.00	0.00	0.00	0.00	0.00	0.00	0.00	0.00	0.00	0.00	0.00
PET	0.00	0.00	0.00	0.00	0.00	0.00	0.00	0.00	0.00	0.00	0.00	0.00	0.00
LIQUID PAPERBOARD	0.00	0.00	0.00	0.00	0.00	0.00	0.00	0.00	0.00	0.00	0.00	0.00	0.00
SITE CHARGES	0.00	0.00	0.00	0.00	0.00	0.00	0.00	0.00	0.00	0.00	0.00	0.00	0.00
HAZARDOUS BULK (Solid)	0.00	0.00	0.00	0.00	0.00	0.00	0.00	0.00	0.00	0.00	0.00	0.00	0.00
CONCRETE - Recycling	1.52	2.00	0.00	0.00	0.00	0.00	0.00	0.00	0.00	0.00	0.00	0.00	3.52
POLYSTYRENE (EPS)	0.00	0.00	0.00	0.00	0.00	0.00	0.00	0.00	0.00	0.00	0.00	0.00	0.00
MEDICAL - Incinerated or autoclaved	0.02	0.02	0.03	0.02	0.02	0.02	0.00	0.00	0.00	0.00	0.00	0.00	0.12
SANITARY	0.00	0.00	0.00	0.00	0.00	0.00	0.00	0.00	0.00	0.00	0.00	0.00	0.00
E-WASTE	0.00	0.00	0.00	0.00	0.00	0.00	0.00	0.00	0.00	0.00	0.00	0.00	0.00
FLUORESCENT TUBES	0.00	0.00	0.00	0.00	0.00	0.00	0.00	0.00	0.00	0.00	0.00	0.00	0.00
OTHER (not included in the GHG model)	0.00	0.00	0.00	0.00	0.00	0.00	0.00	0.00	0.00	0.00	0.00	0.00	0.00
TOTAL	35.25	29.66	35.69	41.05	36.86	47.01	0.00	0.00	0.00	0.00	0.00	0.00	225.51
National Expenditure to Tonnes Collected	139.40	124.46	105.12	107.65	108.07	100.14	-	-	-	-	-	-	112.93
Materials recovery (recycling)	4.52	5.14	3.28	5.38	4.27	5.13	0.00	0.00	0.00	0.00	0.00	0.00	27.72
Energy recovery	0.00	0.00	0.00	0.00	0.00	0.00	0.00	0.00	0.00	0.00	0.00	0.00	0.00
Organic recovery	14.52	13.62	18.61	18.96	19.08	24.83	0.00	0.00	0.00	0.00	0.00	0.00	109.62
Diversion rate	54.00%	63.24%	61.34%	59.31%	63.37%	63.73%	-	-	-	-	-	-	60.90%

Litres

	January	February	March	April	May	June	July	August	September	October	November	December	YTD
LIQUID BULK	2,001.00	800.00	0.00	800.00	1.00	5,800.00	0.00	0.00	0.00	0.00	0.00	0.00	9,402.00
HAZARDOUS (Packaged)	0.00	0.00	0.00	0.00	0.00	0.00	0.00	0.00	0.00	0.00	0.00	0.00	0.00
TOTAL	2,001.00	800.00	0.00	800.00	1.00	5,800.00	0.00	0.00	0.00	0.00	0.00	0.00	9,402.00

ZOO - SA Report Statistics

SA Rolling Monthly Report 2010



GHG emissions (tCO₂-e) arising from the management of the waste

	January	February	March	April	May	June	July	August	September	October	November	December	YTD
Emissions from Waste disposed (methane emissions)	21.63	14.85	18.88	22.60	18.57	23.51	0.00	0.00	0.00	0.00	0.00	0.00	120.03
Emissions from Collection activity	2.29	2.10	1.84	2.15	1.83	2.01	0.00	0.00	0.00	0.00	0.00	0.00	12.22

	January	February	March	April	May	June	July	August	September	October	November	December	YTD
Current total emissions (consistent with a full life cycle perspective)	20.32	12.92	16.75	19.23	15.22	19.52	0.00	0.00	0.00	0.00	0.00	0.00	103.96
Total emissions if all waste to landfill	37.72	29.62	37.62	43.95	37.62	47.97	0.00	0.00	0.00	0.00	0.00	0.00	234.51
GHG emissions saved due to diverting waste from landfill	17.41	16.70	20.87	24.72	22.40	28.45	0.00	0.00	0.00	0.00	0.00	0.00	130.55
Percentage	46.14%	56.38%	55.48%	56.24%	59.54%	59.31%	-	-	-	-	-	-	55.67%
GHG emissions to tonnes collected	0.58	0.44	0.47	0.47	0.41	0.42	-	-	-	-	-	-	0.46
GHG emissions saved to tonnes collected	0.49	0.56	0.58	0.60	0.61	0.61	-	-	-	-	-	-	0.58
Current total emissions (consistent with Scope 3)	24.38	17.33	21.20	25.28	20.89	26.36	0.00	0.00	0.00	0.00	0.00	0.00	135.44

GHG emissions saved - Equivalent

Number of cars removed from the road for one year	4.35	4.18	5.22	6.18	5.60	7.11	0.00	0.00	0.00	0.00	0.00	0.00	32.64
Number of trees planted	64.95	62.32	77.89	92.23	83.59	106.15	0.00	0.00	0.00	0.00	0.00	0.00	487.12
Number of passengers offsetting a flight Sydney to Hong-Kong	20.48	19.65	24.56	29.08	26.35	33.47	0.00	0.00	0.00	0.00	0.00	0.00	153.59

SA

Site	Month	Account ID	Business	Address	Suburb	Container Type	Waste Type	Site Spend (\$)	Volume	Weight	Volume	Moves	Total	Current total emissions	Total emissions if all waste to an average Australian landfill	GHG saving
									M3	Tonnes	Litres	No.	Tonnes/ Litres	Tonnes CO2e-	Tonnes CO2e-	Tonnes CO2e-
Adelaide	January	50007387	Zoos SA - Adelaide - Medical	Frome Road	ADELAIDE	REARLIFT	MEDICAL - Incinerated or autoclaved	\$81.87	0.24				0.02	0.00	0.00	0.00
Adelaide	January	50007387	Zoos SA - Adelaide - Medical	Frome Road	ADELAIDE	REARLIFT	SITE CHARGES	\$20.00					0.00	0.00	0.00	0.00
Adelaide	January	50007389	Zoos SA - Adelaide - Recyc	Frome Road	ADELAIDE	FRONTLIFT	CARDBOARD	\$77.34	9.00				0.26	-0.11	0.51	0.62
Adelaide	January	50007389	Zoos SA - Adelaide - Recyc	Frome Road	ADELAIDE	LIQUID	LIQUID BULK	\$142.38			1.00	1	1.00	0.00	0.00	0.00
Adelaide	January	50007390	Zoos SA - Adelaide - Manure	Frome Road	ADELAIDE	BULK	SEPARATED ORGANICS - Composting	\$696.00		14.26		5	14.26	1.30	13.06	11.76
Adelaide	January	50007390	Zoos SA - Adelaide - Manure	Frome Road	ADELAIDE	FRONTLIFT	PLASTIC	\$36.80	6.00				0.08	-0.07	0.02	0.09
Adelaide	January	50007390	Zoos SA - Adelaide - Manure	Frome Road	ADELAIDE	FRONTLIFT	SITE CHARGES	\$0.56					0.00	0.00	0.00	0.00
Adelaide	January	50007391	Zoos SA - Adelaide - Bulk	Frome Road	ADELAIDE	BULK	COMMINGLE	\$258.40		0.58		2	0.58	-0.61	0.40	1.01
Adelaide	January	50007391	Zoos SA - Adelaide - Bulk	Frome Road	ADELAIDE	BULK	CONCRETE - Recycling	\$296.34		1.52		1	1.52	-0.04	0.14	0.18
Adelaide	January	50007391	Zoos SA - Adelaide - Bulk	Frome Road	ADELAIDE	BULK	GENERAL - Landfill	\$2,009.56		13.28		6	13.28	17.61	17.61	0.00
Monarto	January	50013954	Zoos SA - Monarto	Princes Highway	MONARTO	FRONTLIFT	CARDBOARD	\$231.84	24.00				0.70	-0.29	1.37	1.66
Monarto	January	50013954	Zoos SA - Monarto	Princes Highway	MONARTO	FRONTLIFT	COMMINGLE	\$93.81	9.00				0.57	-0.60	0.16	0.76
Monarto	January	50013954	Zoos SA - Monarto	Princes Highway	MONARTO	FRONTLIFT	GENERAL - Landfill	\$350.84	30.00				2.37	3.09	3.09	0.00
Monarto	January	50013954	Zoos SA - Monarto	Princes Highway	MONARTO	FRONTLIFT	SITE CHARGES	\$45.00					0.00	0.00	0.00	0.00
Monarto	January	50013954	Zoos SA - Monarto	Princes Highway	MONARTO	LIQUID	LIQUID BULK	\$264.42			2000.00	2	2000.00	0.11	0.11	0.00
Adelaide	January	50020899	Zoos SA - Adelaide - Education Cent	Frome Road	ADELAIDE	REARLIFT	COMMINGLE	\$55.92	3.96				0.25	-0.26	0.09	0.36
Adelaide	January	50020899	Zoos SA - Adelaide - Education Cent	Frome Road	ADELAIDE	REARLIFT	GENERAL - Landfill	\$64.08	3.96				0.31	0.43	0.43	0.00
Adelaide	January	50020899	Zoos SA - Adelaide - Education Cent	Frome Road	ADELAIDE	REARLIFT	SEPARATED ORGANICS - Composting	\$38.13	1.98				0.26	0.03	0.24	0.21
Adelaide	January	50020899	Zoos SA - Adelaide - Education Cent	Frome Road	ADELAIDE	REARLIFT	SITE CHARGES	\$7.50					0.00	0.00	0.00	0.00
Adelaide	January	50024327	Zoos SA - Adelaide	1 Plane Tree Drive	ADELAIDE	FRONTLIFT	COMMINGLE	\$93.81	9.00				0.57	-0.60	0.16	0.76
Adelaide	January	50024327	Zoos SA - Adelaide	1 Plane Tree Drive	ADELAIDE	FRONTLIFT	GENERAL - Landfill	\$35.09	3.00				0.24	0.31	0.31	0.00
Adelaide	January	50024327	Zoos SA - Adelaide	1 Plane Tree Drive	ADELAIDE	FRONTLIFT	SITE CHARGES	\$15.00					0.00	0.00	0.00	0.00
Adelaide	February	50007387	Zoos SA - Adelaide - Medical	Frome Road	ADELAIDE	REARLIFT	MEDICAL - Incinerated or autoclaved	\$81.87	0.24				0.02	0.00	0.00	0.00
Adelaide	February	50007387	Zoos SA - Adelaide - Medical	Frome Road	ADELAIDE	REARLIFT	SITE CHARGES	\$20.00					0.00	0.00	0.00	0.00
Adelaide	February	50007388	Zoos SA - Adelaide - Restaurant	Frome Street	ADELAIDE	LIQUID	LIQUID BULK	\$146.45			800.00	1.00	800.00	0.05	0.05	0.00
Adelaide	February	50007390	Zoos SA - Adelaide - Manure	Frome Road	ADELAIDE	BULK	SEPARATED ORGANICS - Composting	\$696.00		13.36		5.00	13.36	1.26	12.28	11.01
Adelaide	February	50007391	Zoos SA - Adelaide - Bulk	Frome Road	ADELAIDE	BULK	COMMINGLE	\$258.40		1.33		2.00	1.33	-1.40	0.58	1.98
Adelaide	February	50007391	Zoos SA - Adelaide - Bulk	Frome Road	ADELAIDE	BULK	CONCRETE - Recycling	\$216.50		2.00		2.00	2.00	-0.06	0.27	0.33
Adelaide	February	50007391	Zoos SA - Adelaide - Bulk	Frome Road	ADELAIDE	BULK	GENERAL - Landfill	\$940.13		6.10		3.00	6.10	8.12	8.12	0.00
Adelaide	February	50007391	Zoos SA - Adelaide - Bulk	Frome Road	ADELAIDE	BULK	GENERAL - Landfill	\$216.50		1.00		1.00	1.00	1.40	1.40	0.00
Adelaide	February	50013954	Zoos SA - Monarto	Princes Highway	MONARTO	FRONTLIFT	CARDBOARD	\$231.84	24.00				0.70	-0.29	1.37	1.66
Adelaide	February	50013954	Zoos SA - Monarto	Princes Highway	MONARTO	FRONTLIFT	COMMINGLE	\$93.81	9.00				0.57	-0.60	0.16	0.76
Adelaide	February	50013954	Zoos SA - Monarto	Princes Highway	MONARTO	FRONTLIFT	GENERAL - Landfill	\$350.84	30.00				2.37	3.09	3.09	0.00
Adelaide	February	50013954	Zoos SA - Monarto	Princes Highway	MONARTO	FRONTLIFT	SITE CHARGES	\$45.00					0.00	0.00	0.00	0.00
Adelaide	February	50020899	Zoos SA - Adelaide - Education Cent	Frome Road	ADELAIDE	REARLIFT	COMMINGLE	\$34.56	2.64				0.17	-0.18	0.06	0.24
Adelaide	February	50020899	Zoos SA - Adelaide - Education Cent	Frome Road	ADELAIDE	REARLIFT	GENERAL - Landfill	\$96.12	5.94				0.47	0.65	0.65	0.00
Adelaide	February	50020899	Zoos SA - Adelaide - Education Cent	Frome Road	ADELAIDE	REARLIFT	SITE CHARGES	\$7.50					0.00	0.00	0.00	0.00
Adelaide	February	50020899	Zoos SA - Adelaide - Education Cent	Frome Road	ADELAIDE	REARLIFT	SEPARATED ORGANICS - Composting	\$38.13	1.98				0.26	0.03	0.24	0.21
Adelaide	February	50024327	Zoos SA - Adelaide	1 Plane Tree Drive	ADELAIDE	FRONTLIFT	COMMINGLE	\$62.54	6.00				0.38	-0.40	0.11	0.51
Adelaide	February	50024327	Zoos SA - Adelaide	1 Plane Tree Drive	ADELAIDE	FRONTLIFT	GENERAL - Landfill	\$140.36	12.00				0.95	1.24	1.24	0.00
Adelaide	February	50024327	Zoos SA - Adelaide	1 Plane Tree Drive	ADELAIDE	FRONTLIFT	SITE CHARGES	\$15.00					0.00	0.00	0.00	0.00
Adelaide	March	50007387	Zoos SA - Adelaide - Medical	Frome Road	ADELAIDE	REARLIFT	MEDICAL - Incinerated or autoclaved	\$131.19	0.48				0.03	0.00	0.00	0.00
Adelaide	March	50007387	Zoos SA - Adelaide - Medical	Frome Road	ADELAIDE	REARLIFT	SITE CHARGES	\$20.00					0.00	0.00	0.00	0.00
Adelaide	March	50007390	Zoos SA - Adelaide - Manure	Frome Road	ADELAIDE	BULK	SEPARATED ORGANICS - Composting	\$556.80		18.18		4.00	18.18	1.35	16.33	14.99
Adelaide	March	50007391	Zoos SA - Adelaide - Bulk	Frome Road	ADELAIDE	BULK	COMMINGLE	\$258.40		0.96		2.00	0.96	-1.01	0.49	1.50
Adelaide	March	50007391	Zoos SA - Adelaide - Bulk	Frome Road	ADELAIDE	BULK	GENERAL - Landfill	\$1,612.67		10.50		5.00	10.50	13.95	13.95	0.00
Monarto	March	50013954	Zoos SA - Monarto	Princes Highway	MONARTO	FRONTLIFT	CARDBOARD	\$289.80	30.00				0.87	-0.36	1.71	2.07
Monarto	March	50013954	Zoos SA - Monarto	Princes Highway	MONARTO	FRONTLIFT	COMMINGLE	\$187.62	18.00				1.13	-1.19	0.33	1.52
Monarto	March	50013954	Zoos SA - Monarto	Princes Highway	MONARTO	FRONTLIFT	GENERAL - Landfill	\$350.84	30.00				2.37	3.09	3.09	0.00
Monarto	March	50013954	Zoos SA - Monarto	Princes Highway	MONARTO	FRONTLIFT	SITE CHARGES	\$45.00					0.00	0.00	0.00	0.00
Adelaide	March	50020899	Zoos SA - Adelaide - Education Cent	Frome Road	ADELAIDE	REARLIFT	COMMINGLE	\$25.92	1.98				0.12	-0.13	0.05	0.18
Adelaide	March	50020899	Zoos SA - Adelaide - Education Cent	Frome Road	ADELAIDE	REARLIFT	GENERAL - Landfill	\$85.44	5.28				0.42	0.58	0.58	0.00
Adelaide	March	50020899	Zoos SA - Adelaide - Education Cent	Frome Road	ADELAIDE	REARLIFT	SEPARATED ORGANICS - Composting	\$63.55	3.30				0.43	0.05	0.41	0.36
Adelaide	March	50020899	Zoos SA - Adelaide - Education Cent	Frome Road	ADELAIDE	REARLIFT	SITE CHARGES	\$7.50					0.00	0.00	0.00	0.00
Adelaide	March	50024327	Zoos SA - Adelaide	1 Plane Tree Drive	ADELAIDE	FRONTLIFT	COMMINGLE	\$31.27	3.00				0.19	-0.20	0.05	0.25
Adelaide	March	50024327	Zoos SA - Adelaide	1 Plane Tree Drive	ADELAIDE	FRONTLIFT	GENERAL - Landfill	\$70.18	6.00				0.47	0.62	0.62	0.00
Adelaide	March	50024327	Zoos SA - Adelaide	1 Plane Tree Drive	ADELAIDE	FRONTLIFT	SITE CHARGES	\$15.00					0.00	0.00	0.00	0.00
Adelaide	April	50007387	Zoos SA - Adelaide - Medical	Frome Road	ADELAIDE	REARLIFT	MEDICAL - Incinerated or autoclaved	\$81.87	0.24				0.02	0.00	0.00	0.00
Adelaide	April	50007387	Zoos SA - Adelaide - Medical	Frome Road	ADELAIDE	REARLIFT	SITE CHARGES	\$20.00					0.00	0.00	0.00	0.00

Site	Month	Account ID	Business	Address	Suburb	Container Type	Waste Type	Site Spend (\$)	Volume	Weight	Volume	Moves	Total	Current total emissions	Total emissions if all waste to an average Australian landfill	GHG saving
									M3	Tonnes	Litres	No.	Tonnes/ Litres	Tonnes CO2e-	Tonnes CO2e-	Tonnes CO2e-
Adelaide	April	50007388	Zoos SA - Adelaide - Restaurant	Frome Street	ADELAIDE	LIQUID	LIQUID BULK	\$146.45			800.00	1.00	800.00	0.05	0.05	0.00
Adelaide	April	50007390	Zoos SA - Adelaide - Manure	Frome Road	ADELAIDE	BULK	SEPARATED ORGANICS - Composting	\$556.80		18.96		4.00	18.96	1.38	17.01	15.63
Adelaide	April	50007391	Zoos SA - Adelaide - Bulk	Frome Road	ADELAIDE	BULK	COMWINGLE	\$387.60		1.80		3.00	1.80	-1.90	0.83	2.72
Adelaide	April	50007391	Zoos SA - Adelaide - Bulk	Frome Road	ADELAIDE	BULK	GENERAL - Landfill	\$1,811.71		12.78		5.00	12.78	16.84	16.84	0.00
Adelaide	April	50007391	Zoos SA - Adelaide - Bulk	Frome Road	ADELAIDE	BULK	TIMBER - Recycling	\$165.50		1.00		1.00	1.00	0.00	2.14	2.14
Monarto	April	50013954	Zoos SA - Monarto	Princes Highway	MONARTO	FRONTLIFT	CARDBOARD	\$231.84	24.00				0.70	-0.29	1.37	1.66
Monarto	April	50013954	Zoos SA - Monarto	Princes Highway	MONARTO	FRONTLIFT	COMWINGLE	\$187.62	18.00				1.13	-1.19	0.33	1.52
Monarto	April	50013954	Zoos SA - Monarto	Princes Highway	MONARTO	FRONTLIFT	GENERAL - Landfill	\$438.55	37.50				2.96	3.87	3.87	0.00
Monarto	April	50013954	Zoos SA - Monarto	Princes Highway	MONARTO	FRONTLIFT	SITE CHARGES	\$45.00					0.00	0.00	0.00	0.00
Adelaide	April	50020899	Zoos SA - Adelaide - Education Cent	Frome Road	ADELAIDE	REARLIFT	COMWINGLE	\$94.04	5.94				0.37	-0.39	0.14	0.54
Adelaide	April	50020899	Zoos SA - Adelaide - Education Cent	Frome Road	ADELAIDE	REARLIFT	GENERAL - Landfill	\$96.12	5.94				0.47	0.65	0.65	0.00
Adelaide	April	50020899	Zoos SA - Adelaide - Education Cent	Frome Road	ADELAIDE	REARLIFT	SITE CHARGES	\$7.50					0.00	0.00	0.00	0.00
Adelaide	April	50024327	Zoos SA - Adelaide	1 Plane Tree Drive	ADELAIDE	FRONTLIFT	COMWINGLE	\$62.54	6.00				0.38	-0.40	0.11	0.51
Adelaide	April	50024327	Zoos SA - Adelaide	1 Plane Tree Drive	ADELAIDE	FRONTLIFT	GENERAL - Landfill	\$70.18	6.00				0.47	0.62	0.62	0.00
Adelaide	April	50024327	Zoos SA - Adelaide	1 Plane Tree Drive	ADELAIDE	FRONTLIFT	SITE CHARGES	\$15.00					0.00	0.00	0.00	0.00
Adelaide	May	50007387	Zoos SA - Adelaide - Medical	Frome Road	ADELAIDE	REARLIFT	MEDICAL - Incinerated or autoclaved	\$81.87	0.24				0.02	0.00	0.00	0.00
Adelaide	May	50007389	Zoos SA - Adelaide - Recyc	Frome Road	ADELAIDE	LIQUID	LIQUID BULK	\$142.38			1.00	1.00	1.00	0.00	0.00	0.00
Adelaide	May	50007390	Zoos SA - Adelaide - Manure	Frome Road	ADELAIDE	BULK	SEPARATED ORGANICS - Composting	\$556.80		18.82		4.00	18.82	1.37	16.89	15.52
Adelaide	May	50007391	Zoos SA - Adelaide - Bulk	Frome Road	ADELAIDE	BULK	COMWINGLE	\$258.40		1.08		2.00	1.08	-1.14	0.52	1.66
Adelaide	May	50007391	Zoos SA - Adelaide - Bulk	Frome Road	ADELAIDE	BULK	GENERAL - Landfill	\$1,599.71		10.18		5.00	10.18	13.55	13.55	0.00
Monarto	May	50013954	Zoos SA - Monarto	Princes Highway	MONARTO	FRONTLIFT	CARDBOARD	\$231.84	24.00				0.70	-0.29	1.37	1.66
Monarto	May	50013954	Zoos SA - Monarto	Princes Highway	MONARTO	FRONTLIFT	COMWINGLE	\$250.16	24.00				1.51	-1.59	0.43	2.03
Monarto	May	50013954	Zoos SA - Monarto	Princes Highway	MONARTO	FRONTLIFT	GENERAL - Landfill	\$350.84	30.00				2.37	3.09	3.09	0.00
Adelaide	May	50020899	Zoos SA - Adelaide	Frome Road	ADELAIDE	FRONTLIFT	COMWINGLE	\$31.27	3.00				0.19	-0.20	0.05	0.25
Adelaide	May	50020899	Zoos SA - Adelaide	Frome Road	ADELAIDE	REARLIFT	COMWINGLE	\$8.64	0.66				0.04	-0.04	0.02	0.06
Adelaide	May	50020899	Zoos SA - Adelaide	Frome Road	ADELAIDE	REARLIFT	GENERAL - Landfill	\$21.36	1.32				0.10	0.14	0.14	0.00
Adelaide	May	50020899	Zoos SA - Adelaide	Frome Road	ADELAIDE	REARLIFT	SEPARATED ORGANICS - Composting	\$25.42	1.32				0.17	0.02	0.16	0.14
Adelaide	May	50024327	Zoos SA - Adelaide - Panda Enclosure	1 Plane Tree Drive	ADELAIDE	FRONTLIFT	COMWINGLE	\$31.27	3.00				0.19	-0.20	0.05	0.25
Adelaide	May	50024327	Zoos SA - Adelaide - Panda Enclosure	1 Plane Tree Drive	ADELAIDE	FRONTLIFT	GENERAL - Landfill	\$35.09	3.00				0.24	0.31	0.31	0.00
Adelaide	May	50024327	Zoos SA - Adelaide - Panda Enclosure	1 Plane Tree Drive	ADELAIDE	REARLIFT	SEPARATED ORGANICS - Composting	\$12.71	0.66				0.09	0.01	0.08	0.07
Adelaide	May	50026491	Zoos SA - Adelaide - Oora Cafe	1 Plain Tree Drive	ADELAIDE	FRONTLIFT	COMWINGLE	\$62.54	6.00				0.38	-0.40	0.11	0.51
Adelaide	May	50026491	Zoos SA - Adelaide - Oora Cafe	1 Plain Tree Drive	ADELAIDE	FRONTLIFT	GENERAL - Landfill	\$113.64	6.00				0.47	0.62	0.62	0.00
Adelaide	May	50026495	Zoos SA - Adelaide - Blanco	1 Plain Tree Drive	ADELAIDE	FRONTLIFT	COMWINGLE	\$31.27	3.00				0.19	-0.20	0.05	0.25
Adelaide	May	50026495	Zoos SA - Adelaide - Blanco	1 Plain Tree Drive	ADELAIDE	FRONTLIFT	GENERAL - Landfill	\$17.54	1.50				0.12	0.15	0.15	0.00
Adelaide	May	50007387	Zoos SA - Adelaide - Medical	Frome Road	ADELAIDE	REARLIFT	SITE CHARGES	\$15.00					0.00	0.00	0.00	0.00
Monarto	May	50013954	Zoos SA - Monarto	Princes Highway	MONARTO	FRONTLIFT	SITE CHARGES	\$45.00					0.00	0.00	0.00	0.00
Monarto	May	50020899	Zoos SA - Adelaide	Frome Road	ADELAIDE	FRONTLIFT	SITE CHARGES	\$7.50					0.00	0.00	0.00	0.00
Monarto	May	50020899	Zoos SA - Adelaide	Frome Road	ADELAIDE	REARLIFT	SITE CHARGES	\$7.50					0.00	0.00	0.00	0.00
Monarto	May	50024327	Zoos SA - Adelaide - Panda Enclosure	1 Plane Tree Drive	ADELAIDE	FRONTLIFT	SITE CHARGES	\$15.00					0.00	0.00	0.00	0.00
Monarto	May	50026491	Zoos SA - Adelaide - Oora Cafe	1 Plain Tree Drive	ADELAIDE	FRONTLIFT	SITE CHARGES	\$15.00					0.00	0.00	0.00	0.00
Monarto	May	50026495	Zoos SA - Adelaide - Blanco	1 Plain Tree Drive	ADELAIDE	FRONTLIFT	SITE CHARGES	\$15.00					0.00	0.00	0.00	0.00
ADELAIDE	June	50007387	Zoos SA - Adelaide - Medical	Frome Road	ADELAIDE	REARLIFT	MEDICAL - Incinerated or autoclaved	\$55.94	0.24				0.02	0.00	0.00	0.00
ADELAIDE	June	50007387	Zoos SA - Adelaide - Medical	Frome Road	ADELAIDE	REARLIFT	SITE CHARGES	\$15.00					0.00	0.00	0.00	0.00
ADELAIDE	June	50007388	Zoos SA - Adelaide - Restaurant	Frome Street	ADELAIDE	LIQUID	LIQUID BULK	\$1,061.75			5800.00	2.00	5800.00	0.33	0.33	0.00
ADELAIDE	June	50007390	Zoos SA - Adelaide - Manure	Frome Road	ADELAIDE	BULK	SEPARATED ORGANICS - Composting	\$696.00		24.40		5.00	24.40	1.76	21.87	20.12
ADELAIDE	June	50007391	Zoos SA - Adelaide - Bulk	Frome Road	ADELAIDE	BULK	COMWINGLE	\$258.40		1.78		2.00	1.78	-1.88	0.69	2.56
ADELAIDE	June	50007391	Zoos SA - Adelaide - Bulk	Frome Road	ADELAIDE	BULK	GENERAL - Landfill	\$1,249.13		13.66		4.00	13.66	17.82	17.82	0.00
MONARTO	June	50013954	Zoos SA - Monarto	Princes Highway	MONARTO	FRONTLIFT	CARDBOARD	\$289.80	30.00				0.87	-0.36	1.71	2.07
MONARTO	June	50013954	Zoos SA - Monarto	Princes Highway	MONARTO	FRONTLIFT	COMWINGLE	\$187.62	18.00				1.13	-1.19	0.33	1.52
MONARTO	June	50013954	Zoos SA - Monarto	Princes Highway	MONARTO	FRONTLIFT	GENERAL - Landfill	\$350.84	30.00			\$11.69	2.37	3.09	3.09	0.00
MONARTO	June	50013954	Zoos SA - Monarto	Princes Highway	MONARTO	FRONTLIFT	SITE CHARGES	\$45.00					0.00	0.00	0.00	0.00
ADELAIDE	June	50020899	Zoos SA - Adelaide	Frome Road	ADELAIDE	FRONTLIFT	COMWINGLE	\$62.54	6.00				0.38	-0.40	0.11	0.51
ADELAIDE	June	50020899	Zoos SA - Adelaide	Frome Road	ADELAIDE	FRONTLIFT	GENERAL - Landfill	\$35.09	3.00			\$11.70	0.24	0.31	0.31	0.00
ADELAIDE	June	50020899	Zoos SA - Adelaide	Frome Road	ADELAIDE	FRONTLIFT	SITE CHARGES	\$15.00					0.00	0.00	0.00	0.00
ADELAIDE	June	50024327	Zoos SA - Adelaide - Panda Enclosure	1 Plane Tree Drive	ADELAIDE	REARLIFT	COMWINGLE	\$43.20	3.30				0.21	-0.22	0.08	0.30
ADELAIDE	June	50024327	Zoos SA - Adelaide - Panda Enclosure	1 Plane Tree Drive	ADELAIDE	REARLIFT	GENERAL - Landfill	\$10.68	0.66				0.05	0.07	0.07	0.00
ADELAIDE	June	50024327	Zoos SA - Adelaide - Panda Enclosure	1 Plane Tree Drive	ADELAIDE	REARLIFT	SEPARATED ORGANICS - Composting	\$63.55	3.30				0.43	0.05	0.41	0.36
ADELAIDE	June	50024327	Zoos SA - Adelaide - Panda Enclosure	1 Plane Tree Drive	ADELAIDE	REARLIFT	SITE CHARGES	\$7.50					0.00	0.00	0.00	0.00
ADELAIDE	June	50026491	Zoos SA - Adelaide - Oora Cafe	1 Plain Tree Drive	ADELAIDE	FRONTLIFT	COMWINGLE	\$62.54	6.00				0.38	-0.40	0.11	0.51

SA

Site	Month	Account ID	Business	Address	Suburb	Container Type	Waste Type	Site Spend (\$)	Volume	Weight	Volume	Moves	Total	Current total emissions	Total emissions if all waste to an average Australian landfill	GHG saving
									M3	Tonnes	Litres	No.	Tonnes/ Litres	Tonnes CO2e-	Tonnes CO2e-	Tonnes CO2e-
ADELAIDE	June	50026491	Zoos SA - Adelaide - Oora Cafe	1 Plain Tree Drive	ADELAIDE	FRONTLIFT	GENERAL - Landfill	\$87.70	7.50			\$11.69	0.59	0.77	0.77	0.00
ADELAIDE	June	50026491	Zoos SA - Adelaide - Oora Cafe	1 Plain Tree Drive	ADELAIDE	FRONTLIFT	SITE CHARGES	\$15.00					0.00	0.00	0.00	0.00
ADELAIDE	June	50026495	Zoos SA - Adelaide - Blanco	1 Plain Tree Drive	ADELAIDE	FRONTLIFT	COMMINGLE	\$62.54	6.00				0.38	-0.40	0.11	0.51
ADELAIDE	June	50026495	Zoos SA - Adelaide - Blanco	1 Plain Tree Drive	ADELAIDE	FRONTLIFT	GENERAL - Landfill	\$17.54	1.50				0.12	0.15	0.15	0.00
ADELAIDE	June	50026495	Zoos SA - Adelaide - Blanco	1 Plain Tree Drive	ADELAIDE	FRONTLIFT	SITE CHARGES	\$15.00					0.00	0.00	0.00	0.00

Legal Disclaimer

1.

The reporting tool is intended to provide Veolia customers with a summary of their waste management activities and an estimate of related greenhouse gas emissions.

The reporting tool provides information only. Veolia does not make any recommendations for future courses of action. Customers shall use reported data as a source of information only.

2.

The information provided by the reporting tool shall be used solely for the purpose/s mentioned above. Furthermore, any report and/or data provided by Veolia are not intended for general circulation or distribution, nor are they to be reproduced or used for any purpose/s other than as outlined above, without our written consent in each instance. Veolia does not assume any responsibility or liability whatsoever for any losses suffered as a result of the circulation, publication, reproduction or other use of the reporting tool and the reports it produces contrary to the provisions of this paragraph.

3.


Calculations used in the reporting tool are based on figures and methods published by the Australian Department of Climate Change as well as data available from external studies such as life cycle assessments, customer-specific transaction data exported out of Veolia's accounting system, Veolia own figures and ratios.

Veolia does not warrant the truth or accuracy of any information provided from the external sources mentioned above.

All information included in the reporting tool is to the best of Veolia's knowledge, timely and accurate at the time of inclusion. While Veolia will make reasonable efforts to include up-to-date data in the reporting tool, Veolia is not responsible for, and accepts no liability whatsoever for, any error which may result from a customer's interpretation of outdated material and/or information.

4.

To the extent permitted by law, we do not accept liability for any loss or damage which any person may suffer arising from any act, omission or negligence on our part.



Congratulations, your results for **June 2010**

By diverting your waste from an average Australian landfill* through materials, organics and energy recovery your company has avoided the release of

28.45 tonnes of CO₂-e into the atmosphere.

This is equivalent to :



7.11 car(s) removed from the road for one year.

saving 33.47 employee(s) a flight Sydney to Hong-Kong.



106.15 trees(s) planted.



* Landfill with a 26% methane recovery rate (National Greenhouse Gas Inventory, Australian DCC)

Calculations of CO₂e avoided are presented for information only. The calculated amount of carbon avoided is not accredited or tradeable as carbon offsets or emissions reduction units or equivalent under any Australian or Internationally recognised voluntary or mandatory greenhouse gas abatement scheme.

Factors used

- Car : 1 car = 4 tonnes of CO₂ -e per year. Source: DCC (personal communication)

- Tree : An average tree captures 268kg of CO₂ -e over its lifetime.

source : http://www.greenfleet.com.au/Global/Researchers/Technical_information/index.aspx

- Flight : 0.85 tonnes of CO₂-e per passenger for a flight Sydney to Hong-Kong (one-way).

source : <http://www.qantas.com.au/travelcontent/dyn/carbonCalculator/index>